



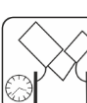






TECHNICAL INFORMATION

FOR PROFESSIONAL USE ONLY

<p>MULTI MS 2:1 ACRYLIC CLEARCOAT</p>	
<p>PRODUCTS</p> <p>MULTI MS 2:1 Acrylic Clear Coat – Topcoat Clear Coat STANDARD hardener 1:2 for MULTI MS Acrylic Clear Coat SLOW hardener 1:2 for MULTI MS Acrylic Clear Coat (dedicated to temperatures > 25°C) FAST hardener 1:2 MULTI MS Acrylic Clear Coat (dedicated to temperatures < 18°C) Thinner for acrylic systems</p>	
<p>PRODUCT DESCRIPTION</p> <p>High quality 2K acrylic transparent clear coat with high gloss and increased resistance to scratches SR (Scratch Resistant). Dedicated for both fast local repairs as well as over all painting of car bodies. The clear coat does not require the addition of thinner, is characterized by universal use and easy application.</p> <ul style="list-style-type: none"> • High gloss. • Hard and durable finish. • Excellent flow. • Ready to use without the addition of thinner. • Easy application and universal use. • Option of 3 versions of the hardener (standard, fast, slow) 	<p>COLOUR: transparent</p> <p>GLOSS GRADE: high gloss</p>

VOLATILE ORGANIC COMPOUNDS	
VOC for the mixture = 531 g/l	
<i>This product meets the EU directive (2004/42/EC/II B) that sets the VOC value for its category (e), at 840 g/l.</i>	
SURFACE PREPARATION	
Acrylic Clear Coats can be applied over: <ul style="list-style-type: none"> • Base Coats, • Old finishes in good condition after matting and degreasing. 	For matting we recommend the following: <ul style="list-style-type: none"> • grey abrasive fabric with a polishing compound, • sanding paper with gradation of 600÷800 (wet sanding), • sanding paper with gradation of 360÷500 (machine sanding).

APPLICATION PROCESS			
	USE		SPRAYING VISCOSITY
	For fast car body paint repair that requires a durable finish.		16÷17 seconds at 20°C.
	MIXING RATIO by volume		POT LIFE
	Clear Coat 2 parts Hardener 1 part The clear coat does not require thinner!		Approx. 5 hours at 20°C.
	NUMBER OF LAYERS AND GUN PARAMETERS		HARDENING TIME
	Number of layers 2 full layers, total dry film thickness of approx. 40 µm RP gun parameters Nozzle: 1.3÷1.4 mm; Pressure of input: 2.0÷2.2 bars. HVLP gun parameters Nozzle: 1.3÷1.4 mm; Inlet pressure: 2.0 bars.		At 20°C Dust dry: after approx. 35-40 min. Ready to polish: after drying overnight. At 60°C (temperature of the panel): Clear coat is ready to polish after baking for about 30 minutes and cooling down (about 2 hours). Temperature below 20°C significantly increases the drying time.
	EVAPORATION TIME		IR DRYING
	Between layers: approx. 5 min. Before baking: approx. 10 min.		10 ÷ 15 minutes of short waves, depending on the layer thickness and the type of radiator. Do not exceed 60°C. Use as recommended by the equipment manufacturer. Wait about 10 minutes before starting the heater drying.

PRODUCT EFFICIENCY
1 liter of mixture is enough to cover 9 m ² with a dry layer with thickness of 50 µm.
SHADING
Make sure you have covered all the surface with the clear coat. You should only shade the surface that has been covered and treated. Use Inter Troton FADE OUT THINNER to clean any dust or dirt from the surface and to level out the optical gloss differences between the older and new applied coating.
POLISHING AND REMOVING IMPURITY INCLUSIONS
Usually polishing is unnecessary, as the MULTI MS 2:1 Acrylic Clear Coat gives the surface a perfect look immediately after application. However, if some dirt inclusions appear, we recommend removing them and then polishing the surface with an abrasive compound.
GENERAL NOTES
<ul style="list-style-type: none"> • Do not exceed recommended doses of the hardener! • The best repair results can be achieved at room temperature. The temperature in the body shop and the temperature of the product should be similar. • When working with 2K products, it is recommended to use personal protection equipment. Protect the eyes and respiratory system. • The rooms should be well ventilated. • Clean the guns and equipment immediately after use.
Caution: <i>To maintain safety, always follow the instructions given in the MSDS for the products.</i>
STORAGE
Store the product between 15 to 25°C in a sealed container, in dry and cool places, away from fire and heat sources, as well as direct sunlight.
Note:
<ol style="list-style-type: none"> 1. After each use the container with product should be immediately closed. 2. Protect the hardener from frost and dampness!
WARRANTY PERIOD
MULTI MS 2:1 Acrylic Clear Coat – 24 months from the date of production
Utwardzacz STANDARD 1:2 do lakieru akrylowego MULTI MS – 12 months from the date of production
STANDARD hardener 1:2 for MULTI MS Acrylic Clear Coat – 12 months from the date of production
FAST hardener 1:2 for MULTI MS Acrylic Clear Coat – 12 months from the date of production
Thinner for acrylic systems – 12 months from the date of production

PRODUCT	ART. No.
MULTI MS 2:1 Acrylic Clear Coat	15378; 15379 (1l; 5l)
STANDARD hardener 1:2 for MULTI MS Acrylic Clear Coat	15380; 15383 (0.5l; 2.5l)
SLOW hardener 1:2 for MULTI MS Acrylic Clear Coat	15382; 15385 (0.5l; 2.5l)
FAST hardener 1:2 for MULTI MS Acrylic Clear Coat	15381; 15384 (0.5l; 2.5l)
Thinner for acrylic systems	300002258; 300002260; 14712; 14713 (1l; 5l; 5l slow; 5l fast)

LIMITATION OF LIABILITY
<p>The information contained in the TDS is up-to-date and correct on the day the information is released.</p> <p>Because TROTON can not control or predict the conditions under which a product will be used, each user should review information in the specific context of the intended usage. To the maximum extent permitted by applicable law, TROTON shall not be liable for damages of any kind arising from the use or reliance on information contained in this TDS.</p> <p>Given the variety of factors that can affect the usage and application of the TROTON product, some of which are only within the user's knowledge and control range, it is essential that the user evaluate the TROTON product to determine if the product is fit for a particular purpose and whether the product is suitable for the user's usage.</p> <p>Under no circumstances shall TROTON be liable to the user or any third party for any indirect, derivative, incidental, special or punitive damages, including loss of profits resulting from the use of products manufactured by TROTON and / or TROTON's services.</p> <p>All information are based upon the precise laboratory studies and many years of experience. The good market position does not release us from the constant supervision of our products quality. However, we are not responsible for the final effects of the improper storage or application of our products, as well as for work inconsistent with the good craft practice.</p>
TROTON Sp. z o.o. Ząbrowo, Poland.