








## TECHNICAL INFORMATION

FOR PROFESSIONAL USE ONLY

<p><b>UNIFILL</b> POLYESTER PUTTY</p>	
<p><b>PRODUCTS</b></p>	
<p>UNIFILL – <b>Universal strong filling polyester putty.</b> Hardener for the polyester putty</p>	
<p><b>PRODUCT DESCRIPTION</b></p>	
<p>High quality filling polyester putty for car repairs.</p> <ul style="list-style-type: none"> <li>• Creamy texture.</li> <li>• Excellent adhesion to metal.</li> <li>• Easy to apply.</li> <li>• Minimal surface tack</li> <li>• Exceptional sanding quality.</li> </ul>	<p><b>COLOUR:</b> creamy <b>GLOSS GRADE:</b> matt <b>DENSITY:</b> 1,92 (+/- 0,03) kg/l</p>

<p><b>VOLATILE ORGANIC COMPOUNDS</b></p>	
<p>VOC for the mixture = 45 [g/l] This product meets the EU directive (2004/42/EC/II B) that sets the VOC value for its category (b), at 250 g/l.</p>	
<p><b>SURFACE PREPARATION</b></p>	
<p>The product has very good adhesion to various surfaces. It can be applied over:</p> <ul style="list-style-type: none"> <li>• Bare steel and aluminum after flatting and degreasing.</li> <li>• Zinc coated steel after flatting and degreasing.</li> <li>• Sanded glass fibre (GFK/GRP), polyester putties, acrylic and epoxy primers, existing coatings in good condition.</li> </ul>	<p>We recommend sandpaper with gradations: P80÷P120. <b>Caution:</b> Do not apply the putty directly on the reactive primers, 1K acrylic and nitrocellulose products.</p>

APPLICATION PROCESS			
	<p><b>USE</b></p> <p>Universal polyester filling putty for quick car repairs.</p>		<p><b>NUMBER OF LAYERS</b></p> <p>Putty can be applied in several thin coats. After each of them the product should be cured. Do not extend thickness of 3 mm. <b>Pot life</b> is 4÷5 minutes at 20°C.</p>
	<p><b>MIXING RATIO</b> by weight</p> <p>Putty 100 parts Hardener 2 parts</p> <p>Stir thoroughly until achieving homogenous paste. Be careful not to create air inclusions.</p>		<p><b>HARDENING TIME</b></p> <p>16÷26 minutes at 20°C. Temperature below 20°C significantly increases the hardening time.</p>
	<p><b>SANDING</b></p> <p>Coarse sanding (dry): P80÷P120. Finishing sanding (dry): P120÷P280.</p>		<p><b>IR DRYING</b></p> <p>5÷7 minutes of short waves, depending on the layer thickness and the type of radiator. Do not exceed the temperature of 60°C. Use as recommended by the equipment manufacturer. <b>Caution:</b> Wait about 5 minutes before the IR drying process.</p>

<p><b>FURTHER WORK</b></p>
<p>Polyester putties can be over coated with:</p> <ul style="list-style-type: none"> <li>• 2K polyester putties,</li> <li>• 2K polyester spray fillers,</li> <li>• 2K acrylic fillers,</li> <li>• 2K epoxy fillers.</li> </ul>

<p><b>GENERAL NOTES</b></p>
<ul style="list-style-type: none"> <li>• Excessive amount of hardener will cause problems with bleaching of the topcoat!</li> <li>• When working with 2K products, it is recommended to use personal protection equipment. Protect the eyes and respiratory system.</li> <li>• The rooms should be well ventilated.</li> <li>• Clean the guns and equipment immediately after use.</li> </ul>
<p><b>Caution:</b> To maintain safety, always follow the instructions given in the MSDS for the products.</p>

**STORAGE**

Store the product components between 15 to 25°C in a sealed container, in dry and cool places, away from fire and heat sources, as well as direct sunlight.

**Note:**

1. Close the container after use.
2. Protect it from overheating!

**WARRANTY PERIOD**

UNIFILL polyester putty	– 12 months from the date of production
Hardener for the polyester putty	– 18 months from the date of production

**PRODUCT****ART. No.**

UNIFILL polyester putty	6669, 6670 (1l ; 0,5l )
Hardener for the polyester putty	

**LIMITATION OF LIABILITY**

The information contained in the TDS is up-to-date and correct on the day the information is released.

Because TROTON can not control or predict the conditions under which a product will be used, each user should review information in the specific context of the intended usage. To the maximum extent permitted by applicable law, TROTON shall not be liable for damages of any kind arising from the use or reliance on information contained in this TDS.

Given the variety of factors that can affect the usage and application of the TROTON product, some of which are only within the user's knowledge and control range, it is essential that the user evaluate the TROTON product to determine if the product is fit for a particular purpose and whether the product is suitable for the user's usage.

Under no circumstances shall TROTON be liable to the user or any third party for any indirect, derivative, incidental, special or punitive damages, including loss of profits resulting from the use of products manufactured by TROTON and / or TROTON's services.

All information are based upon the precise laboratory studies and many years of experience. The good market position does not release us from the constant supervision of our products quality. However, we are not responsible for the final effects of the improper storage or application of our products, as well as for work inconsistent with the good craft practice.

TROTON Sp. z o.o.  
Ząbrowo, Poland.