







TECHNICAL INFORMATION

FOR PROFESSIONAL USE ONLY

<p>POLYESTER RESIN LAMINATING RESIN</p> <p>PRODUCTS</p> <p>Polyester Resin for laminating. Activator – peroxide solution.</p> <p>PRODUCT DESCRIPTION</p> <p>Polyester resin with suitable liquid activator for manual laminating. In connection with glass mat it is used for car body repairs as well as camping caravans, boats and yachts.</p> <ul style="list-style-type: none"> • Very good adhesion to metal. • Good hardness with high elasticity. • Minimal shrinkage. • Good sanding properties. 	
	<p>COLOURS: shades of green</p> <p>GLOSS GRADE: semi-matt</p>

<p>VOLATILE ORGANIC COMPOUNDS</p> <p>VOC for the mixture = 395 [g/l] This product meets the EU directive (2004/42/EC/II B) that sets the VOC value for its category (c), at 540 g/l.</p>
<p>SURFACE PREPARATION</p> <p>The product has very good adhesion to various substrates. It can be applied over:</p> <ul style="list-style-type: none"> • Steel and aluminum after flatting and degreasing. • Zinc coated steel after flatting and degreasing. • Sanded glass fibre (GFK/GRP), polyester putties, acrylic and epoxy primers and existing coatings in good condition. <p>We recommend sandpaper with gradations: P80÷P120.</p> <p>Caution: Do not apply the resin directly on the wash primers, 1K acrylic and nitrocellulose products.</p>

APPLICATION PROCESS						
	<p>USE</p> <p>Good for repairing large damages as well as corroded car bodies.</p>		<p>HARDENING TIME</p> <p>At 20°C – approx. 35÷45 minutes Temperature below 20°C significantly increases the hardening time.</p>			
	<p>MIXING RATIO by weight</p> <table border="0"> <tr> <td>Polyester Resin</td> <td>100 parts</td> </tr> <tr> <td>Activator</td> <td>4 parts</td> </tr> </table> <p>Stir the mixture well.</p>		Polyester Resin	100 parts	Activator	4 parts
Polyester Resin	100 parts					
Activator	4 parts					
	<p>GELLING TIME</p> <p>19÷20 minutes at 20°C. Several layers of the mat can be applied.</p>		<p>SANDING</p> <p>Coarse sanding (dry): P80÷P120.</p>			

<p>INSTRUCTIONS FOR USE</p> <ol style="list-style-type: none"> 1. Prepare suitable piece of glass mat, approximately 2 cm bigger than damaged place. 2. Mix the resin with the hardener and spread it onto a clean surface using a brush. 3. Place the mat, press it and soak with resin using a brush. Several layers of the mat can be applied. 4. Wait approximately 40 minutes. Mechanically process the laminate surface or level it up with a polyester putty. 5. Minimum application temperature is +10°C. <p>Note: Do not pour the remains of the mixed resin and hardener back to the tin!</p>
--

<p>FURTHER WORKS</p> <p>Polyester laminates can be directly over coated with:</p> <ul style="list-style-type: none"> • 2K polyester putties, • 2K polyester spray fillers, • 2K epoxy putties, • 2K acrylic fillers, • 2K epoxy fillers.
--

GENERAL NOTES

- The rooms should be well ventilated.
- When working with 2K products, it is recommended to use personal protection equipment. Protect the eyes and respiratory system.
- Clean the guns and equipment immediately after use.

Caution: *To maintain safety, always follow the instructions given in the MSDS for the products.*

STORAGE

Store the product components between 15 to 25°C in a sealed container, in dry and cool places, away from fire and heat sources, as well as direct sunlight.

Note:

1. Close the container after use.
2. Protect the activator from overheating!

WARRANTY PERIOD

MULTI FÜLLER Polyester Resin	– 12 months from the date of production
Activator for Polyester Resin	– 12 months from the date of production

PRODUCT	ART. No.
MULTI FÜLLER Polyester Resin	1044; 1045 (1kg; 5kg)
Activator for Polyester Resin	

LIMITATION OF LIABILITY

The information contained in the TDS is up-to-date and correct on the day the information is released.

Because TROTON can not control or predict the conditions under which a product will be used, each user should review information in the specific context of the intended usage. To the maximum extent permitted by applicable law, TROTON shall not be liable for damages of any kind arising from the use or reliance on information contained in this TDS.

Given the variety of factors that can affect the usage and application of the TROTON product, some of which are only within the user's knowledge and control range, it is essential that the user evaluate the TROTON product to determine if the product is fit for a particular purpose and whether the product is suitable for the user's usage.

Under no circumstances shall TROTON be liable to the user or any third party for any indirect, derivative, incidental, special or punitive damages, including loss of profits resulting from the use of products manufactured by TROTON and / or TROTON's services.

All information are based upon the precise laboratory studies and many years of experience. The good market position does not release us from the constant supervision of our products quality. However, we are not responsible for the final effects of the improper storage or application of our products, as well as for work inconsistent with the good craft practice.

TROTON Sp. z o.o.
Ząbrowo, Poland.